

USB-NX2-LOCAL-1G/USB-NX2-REMOTE-1G

USB over Network Wall Plates with Routing



- Provide reliable, high-speed USB signal extension for most USB 1.1 or 2.0 devices¹
- Compatible with Crestron® USB over Ethernet Extenders with Routing (USB-EXT-DM-LOCAL and USB-EXT-DM-REMOTE)
- Supports Virtual Hub capabilities with up to five USB-NX2-REMOTE-1G endpoint
- Allow simple, point-to-point USB extension up to 330 ft (100 m) over CAT5e (or better)²
- Power over Ethernet (PoE)³
- Enable USB signal routing under the control of a Crestron control system or DigitalMedia™ system⁴
- Mount in an unobstructed North American 1-gang electrical box (not included)
- Plug-and-play compatible with most types of USB 1.1 and 2.0 devices and hosts¹
- No drivers required with Windows®, macOS®, or Linux® operating systems¹
- Transport USB over Ethernet or CAT5e at speeds up to 480 Mbps
- Mass Storage Acceleration maximizes USB 2.0 bulk transfer speeds
- Expandable using up to 4 USB hubs (not included)
- USB-NX2-REMOTE-1G provides 4 USB Type A ports
- Expand upon the USB-HID routing capabilities of a DigitalMedia™ system without additional wiring
- Add USB host or device ports to any DM® transmitter, receiver, or switcher
- USB local (host) or remote (device) endpoint sold individually for maximum flexibility

The Crestron® USB over Network Wall Plates with Routing ([USB-NX2-LOCAL-1G](#) and [USB-NX2-REMOTE-1G](#)) deliver reliable, high-speed USB signal extension and routing for USB 1.0, 1.1, and 2.0 devices throughout a home, business, or campus for distances up to 330 ft (100 m). Featuring Virtual Hub capabilities, five USB-NX2-REMOTE-1G endpoints may simultaneously be connected to a single USB-NX2-LOCAL-1G endpoint. Creating this virtual hub allows numerous USB devices to control a single host device (such as a PC). The USB signals are transported over the local network and managed through a Crestron control system.

As part of a Crestron DigitalMedia™ system, the USB endpoints provide seamless routing of USB signals alongside video and audio. From any room with a video display, you can switch between several computers, media servers, and game consoles anywhere in the building and control each one using your mouse and keyboard, game controller, or electronic whiteboard.¹ Sync your smartphone, upload photos, and share music and video files with a computer — all from clear across the building.

The USB endpoints expand on DigitalMedia's built-in USB HID routing abilities, adding enhanced USB connectivity to DM® transmitters, receivers, or switchers without requiring any additional wiring. Simply connect a USB endpoint to the LAN port of a DM transmitter or receiver, or to a port on the local area network.⁴ Two types of wall plate USB endpoints are available:

- USB-NX2-REMOTE-1G - Provides connectivity for up to four USB devices (keyboards, whiteboards, mobile devices, etc.) at one location
- USB-NX2-LOCAL-1G - Provides connectivity for a single USB host (computer, media server, codec, etc.)

The USB endpoints may be used to provide simple, point-to-point USB signal extension, either over an Ethernet LAN or a dedicated CAT5e cable.² At least one remote (device) endpoint (USB-NX2-REMOTE-1G) and one local (host) endpoint (USB-NX2-LOCAL-1G) are required to form a working system. The endpoints are sold individually to accommodate any system configuration.

The USB-NX2-LOCAL-1G and USB-NX2-REMOTE-1G mount in an unobstructed North American 1-gang electrical box and are compatible with the [USB-EXT-DM-LOCAL](#) and [USB-EXT-DM-REMOTE](#) endpoints.

NOTE: The USB-NX2-LOCAL-1G and USB-NX2-REMOTE-1G route USB signals over an Ethernet network. For simple point-to-point USB signal extenders, please refer to the USB over Category Cable Extender Wall Plates ([USB-EXT-2-REMOTE-1G](#) and [USB-EXT-2-LOCAL-1G](#)) or the USB over Category Cable Extenders ([USB-EXT-2](#)).

USB-NX2-LOCAL-1G/USB-NX2-REMOTE-1G

USB over Network Wall Plates with Routing

Specifications

Communications

Ethernet	100Base-T or 1000Base-T, Layer 2
LINK Speed	Up to 480 Mbps, dependent upon network speed and quality
USB Device Support	USB 1.0/1.1 and 2.0 with Hub compatible including isochronous devices ¹
USB Hub Support	Any signal chain may include up to 4 USB hubs plus one USB-NX2-LOCAL-1G and one USB-NX2-REMOTE-1G ¹
Maximum USB Devices	30 USB devices, or 4 USB hubs with 26 USB devices
Host Computer OS Support	Windows®, macOS®, and Linux® operating systems
USB Throughput	USB 2.0 up to 480 Mbps, USB 1.1 up to 12 Mbps

Connectors – Local endpoint

24 V 0.75 A	(1) 2-pin 3.5 mm detachable terminal block; 24 VDC power input ^{3,4}
CONFIG	For factory use only
LINK	(1) 8-pin RJ45 connector, female; Connects to an Ethernet network or directly to a Remote endpoint ² IEEE 802.3Af
USB	(1) USB Type B connector, female USB 2.0 device port for connection to the USB host computer, media server, game console, annotator, codec, etc.

Connectors – Remote endpoint

24 V 0.75 A	(1) 2-pin 3.5 mm detachable terminal block; 24 VDC power input;
CONFIG	For factory use only
LINK	(1) 8-pin RJ45 connector, female; Connects to Link port on the Local endpoint ² IEEE 802.3Af
USB	(4) USB Type A connectors, female; USB 2.0 host ports for connection of USB devices such as mice, keyboards, and other USB devices ¹

Indicators – Local endpoint

ACT	(1) Amber LED, indicates data activity over the LINK connection
HOST	(1) Green LED, indicates a valid connection to the USB host
LINK	(1) Green LED, indicates a valid LINK connection to the Remote endpoint
PAIR	(1) Pushbutton, used to establish a connection with a Remote endpoint
PWR	(1) Blue LED, indicates operating power is supplied via the USB host

Indicators – Remote endpoint

ACT	(1) Amber LED, indicates data activity over the LINK connection
HOST	(1) Green LED, indicates a valid connection to the USB host at the Local endpoint
LINK	(1) Green LED, indicates a valid LINK connection to the Local endpoint
PAIR	(1) Pushbutton, used to establish a connection with a Local endpoint
PWR	(1) Blue LED, indicates operating power is supplied via the power supply

Power

USB-NX2-LOCAL-1G	USB powered via the USB host interface IEEE 802.3Af Powered device An optional ferrite bead is provided to reduce or prevent EMI (electromagnetic interference). ³
USB-NX2-REMOTE-1G	Input: 100-240 VAC, 50/60 Hz; Output: 0.75 A @ 24 VDC IEEE 802.3Af Powered device An optional ferrite bead is provided to reduce or prevent EMI (electromagnetic interference). ³

Environmental

Temperature	32° to 122° F (0° to 50° C)
Humidity	20% to 80% RH (non-condensing)

USB-NX2-LOCAL-1G/USB-NX2-REMOTE-1G

USB over Network Wall Plates with Routing

Enclosure

Construction	Metal, black finish with white or black polycarbonate label overlay
Flush Wall Mount	Mounts in an unobstructed North American 1-gang electrical box (not included); FP-G1 series decorator style faceplate (not included)

Dimensions

Height	4.12 in. (105 mm)
Width	1.72 in. (44 mm)
Depth	1.95 in. (50 mm)

Compliance

IC, FCC Part 15 Class B digital device

Models

USB-NX2-LOCAL-1G-W

USB over Ethernet Network Endpoint Wall Plate with Routing, Local, White

USB-NX2-LOCAL-1G-B

USB over Ethernet Network Endpoint Wall Plate with Routing, Local, Black

USB-NX2-REMOTE-1G-W

USB over Ethernet Network Endpoint Wall, Plate with Routing, Remote, White

USB-NX2-REMOTE-1G-B

USB over Ethernet Network Endpoint Wall Plate with Routing, Remote, Black

Notes:

1. The USB endpoint is engineered to deliver maximum compatibility with the widest possible range of devices. Crestron does not guarantee that all USB devices or hosts are compatible with the USB endpoint. Certain USB devices may require additional driver installation if not directly supported by the computer's operating system. A web camera may not be used when five or more USB-NX2-REMOTE-1G endpoints are paired. Video from two cameras connected to a USB-NX2-REMOTE-1G may not be viewed on different applications simultaneously. Any 1.0/1.1 devices need a USB hub.
2. For the LINK connection between the Local and Remote endpoints, as a minimum, use high quality, solid core CAT5e (or better) unshielded twisted pair (UTP) cable. To comply with the European Directive (CE), Crestron® recommends using high-quality, solid core CAT5e (or better) shielded twisted pair (STP) cable. If connecting either endpoint through a wall jack, a stranded patch cord may be used. The maximum aggregate cable length is 330 ft (100 m) between units. The minimum cable length is 6 ft (1.8 m). Do not connect the LINK ports to an Ethernet LAN or any other network or device, including the USB-EXT-2, USB-EXT-2-LOCAL-1G, and USB-EXT-2-REMOTE-1G.
3. A ferrite bead is provided to reduce or prevent EMI (electromagnetic interference). Crestron recommends installing this ferrite bead on the included 24 VDC power supply cable close to the device. When using a power source other than PoE, Crestron recommends installing this ferrite bead on the power supply cable close to the device.
4. All USB endpoints must be on the same layer 2 domain as the control system or DigitalMedia system. Follow accepted guidelines for proper installation and configuration of the local area network to ensure optimum performance.

This product may be purchased from select authorized Crestron dealers and distributors. To find a dealer or distributor, please contact the Crestron sales representative for your area. A list of sales representatives is available online at www.crestron.com/How-To-Buy/Find-a-Representative or by calling 855-263-8754.

This product is covered under the Crestron standard limited warranty. Refer to www.crestron.com/warranty for full details.

The specific patents that cover Crestron products are listed online at patents.crestron.com.

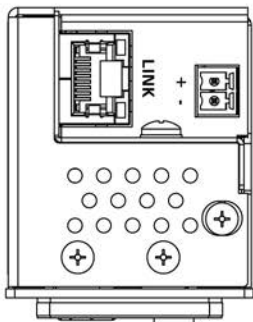
Certain Crestron products contain open source software. For specific information, please visit www.crestron.com/opensource.

Crestron, the Crestron logo, DigitalMedia, and DM are either trademarks or registered trademarks of Crestron Electronics, Inc. in the United States and/or other countries. macOS is either a trademark or registered trademark of Apple, Inc. in the United States and/or other countries. Linux is either a trademark or a registered trademark of Linus Torvalds in the United States and/or other countries. Windows is either a trademark or registered trademark of Microsoft Corporation in the United States and/or other countries. Other trademarks, registered trademarks, and trade names may be used in this document to refer to either the entities claiming the marks and names or their products. Crestron disclaims any proprietary interest in the marks and names of others. Crestron is not responsible for errors in typography or photography. Specifications are subject to change without notice.

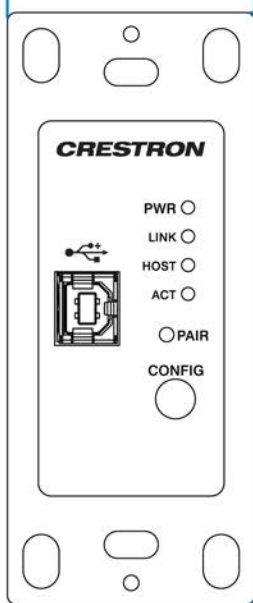
©2020 Crestron Electronics, Inc.
Rev 11/17/20

USB-NX2-LOCAL-1G/USB-NX2-REMOTE-1G

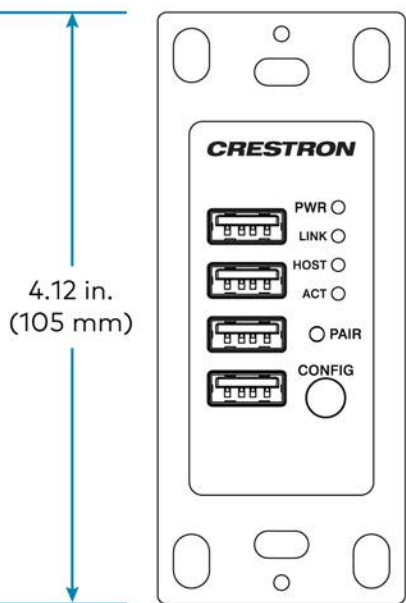
USB over Network Wall Plates with Routing



1.72 in.
(44 mm)



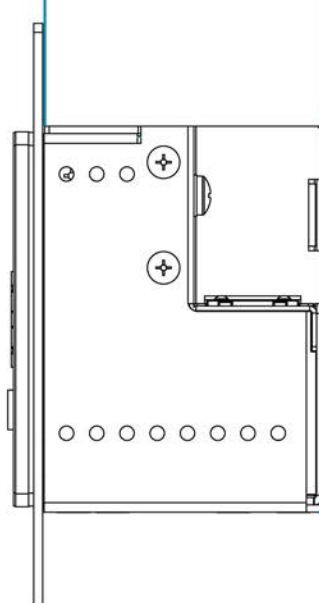
USB-NX2-LOCAL-1G



USB-NX2-REMOTE-1G

4.12 in.
(105 mm)

1.95 in.
(50 mm)



2.68 in.
(68 mm)

